









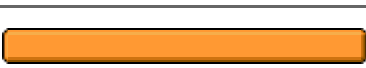





# Student Travel Survey 2012 results

## Survey overview



**Number of respondents:** 1525  
**Expected number of respondents:** 7775  
**Response rate:** 19.6%  
**Launch date:** 12 Nov 2012  
**Close date:** 15 Mar 2013

## Section A: About your travel to University

**1. How do you usually travel between home and University? (Select one option from each column). If more than one means of transport, please tick the one that involves the greatest distance.**

<b>1.a. Car</b>			
Start and end of semester:		n/a	570
During the year:		n/a	154
<b>1.b. Train</b>			
Start and end of semester:		n/a	268
During the year:		n/a	490
<b>1.c. Bus / coach</b>			
Start and end of semester:		n/a	146
During the year:		n/a	321
<b>1.d. Aeroplane</b>			
Start and end of semester:		n/a	711
During the year:		n/a	522
<b>1.e. Taxi</b>			
Start and end of semester:		n/a	55
During the year:		n/a	42
<b>1.f. Motorcycle / moped / scooter</b>			
Start and end of semester:		n/a	5
During the year:		n/a	6
<b>1.g. Boat / ferry</b>			
Start and end of semester:		n/a	27
During the year:		n/a	12

**2. Is your home address within the UK?**








Yes:		52.6%	795
No:		47.4%	715

**2.a. What is your home postcode if within the UK? (If you do not wish to provide you full postcode**

please do not include the last two characters)

- There are too many responses to display on this page and so all the responses to this question are available on a separate page.

**2.b.** Please select your home country if outside of the UK

USA:		n/a	291
China:		n/a	39
Germany:		n/a	43
Canada:		n/a	33
N. Ireland:		n/a	20
Italy:		n/a	15
Other ( <i>please specify</i> ):		n/a	330

- There are too many responses to display on this page and so all the responses to this question are available on a separate page.

**3.** What is your term-time postcode? (If you do not wish to provide you full postcode please do not include the last two characters)

- There are too many responses to display on this page and so all the responses to this question are available on a separate page.

**3.a.** If your postcode is outside St Andrews please state both the nearest town or village and the mode of transport you use to commute to St Andrews.

- There are too many responses to display on this page and so all the responses to this question are available on a separate page.

**4.** Is your term-time address a University residence?

Yes:		60.1%	907
No:		39.9%	603





**4.a.** Please provide the name of the Residence:

- There are too many responses to display on this page and so all the responses to this question are available on a separate page.



**5.** Which is (are) your main teaching building(s)?







- There are too many responses to display on this page and so all the responses to this question are available on a separate page.

**6.** On average, how often do you (or do you intend to) travel home during semesters?

Rarely or never:		51.1%	770
Once or twice a semester:		42.2%	637
Most weekends:		4.7%	71
Most days - commuting to University:		2.0%	30



**7.** How do you usually travel to / from lectures? (If more than one means of transport, tick the one that involves the longest distance)

Car (alone):		1.8%	28
Car (with others):		0.4%	6






Bus:		1.9%	29
Bicycle:		12.1%	183
Walk:		82.8%	1254
Taxi:		0.1%	2
Motorcycle / scooter / moped:		0.1%	2
Other (please specify):		0.7%	10

- There are too many responses to display on this page and so all the responses to this question are available on a separate page.






## Section B - About car travel

<b>8. Do you either have a car at University or commute by car to University?</b>			
Yes:		8.9%	124
No:		91.1%	1268

## Section 3






















<b>9. Why did you bring a car to University?</b>			
Essential to get between home and University:		n/a	82
Convenience of getting around at University:		n/a	35
Don't like using public transport:		n/a	19
Don't like / have difficulties walking:		n/a	2
Other (please specify):		n/a	48

- There are too many responses to display on this page and so all the responses to this question are available on a separate page.

<b>10. What do you use your car for during term-time?</b>			
I rarely use my car during term-time:		n/a	20
Travel to / from lectures:		n/a	31
Shopping /leisure trips:		n/a	87
Trips home:		n/a	61
Other (please specify):		n/a	32

- There are too many responses to display on this page and so all the responses to this question are available on a separate page.

<b>11. On average, how many times per week / per month do you make the following journeys by car?</b>			
---	--	--	--

<b>11.a. Town Centre and North Haugh</b>			
Once per week:		n/a	6
Between 1 and 5 times per week:		n/a	9
5 or more days per week:		n/a	5
Once every fortnight:		n/a	7
Once per month:		n/a	18
<b>11.a.i. Town Centre and North Haugh -- Comments</b>			
- There are too many responses to display on this page and so all the responses to this question are available on a separate page.			
<b>11.b. Town Centre and Residence</b>			
Once per week:		n/a	8
Between 1 and 5 times per week:		n/a	15
5 or more days per week:		n/a	5
Once every fortnight:		n/a	11
Once per month:		n/a	13
<b>11.b.i. Town Centre and Residence -- Comments</b>			
- There are too many responses to display on this page and so all the responses to this question are available on a separate page.			
<b>11.c. Town Centre and East Sands area</b>			
Once per week:		n/a	6
Between 1 and 5 times per week:		n/a	13
5 or more days per week:		n/a	2
Once every fortnight:		n/a	7
Once per month:		n/a	13
<b>11.c.i. Town Centre and East Sands area -- Comments</b>			
- There are too many responses to display on this page and so all the responses to this question are available on a separate page.			
<b>11.d. Between sites in Town Centre</b>			
Once per week:		n/a	4
Between 1 and 5 times per week:		n/a	9
5 or more days per week:		n/a	4
Once every fortnight:		n/a	4
Once per month:		n/a	11
<b>11.d.i. Between sites in Town Centre -- Comments</b>			
- There are too many responses to display on this page and so all the responses to this question are available on a separate page.			
<b>11.e. St Andrews and Cupar</b>			
Once per week:		n/a	7

Between 1 and 5 times per week:		n/a	7
5 or more days per week:		n/a	5
Once every fortnight:		n/a	4
Once per month:		n/a	15

**11.e.i. St Andrews and Cupar -- Comments**

- There are too many responses to display on this page and so all the responses to this question are available on a separate page.

**11.f. St Andrews and Leuchars**

Once per week:		n/a	3
Between 1 and 5 times per week:		n/a	3
5 or more days per week:		n/a	3
Once every fortnight:		n/a	12
Once per month:		n/a	39

**11.f.i. St Andrews and Leuchars -- Comments**

- There are too many responses to display on this page and so all the responses to this question are available on a separate page.

**11.g. St Andrews and Dundee**

Once per week:		n/a	5
Between 1 and 5 times per week:		n/a	9
5 or more days per week:		n/a	3
Once every fortnight:		n/a	21
Once per month:		n/a	41

**11.g.i. St Andrews and Dundee -- Comments**

- There are too many responses to display on this page and so all the responses to this question are available on a separate page.

**11.h. St Andrews and other (please specify)**

Once per week:		n/a	13
Between 1 and 5 times per week:		n/a	11
5 or more days per week:		n/a	8
Once every fortnight:		n/a	15
Once per month:		n/a	28

**11.h.i. St Andrews and other (please specify) -- Comments**

- There are too many responses to display on this page and so all the responses to this question are available on a separate page.







**12. Where do you usually park your car overnight?**

Residence car park (please state which in the box below):		28.0%	37
---	--	-------	----









Residential street (please state which in the box below):		41.7%	55
Other car park (please state which in the box below):		5.3%	7
Other (please specify):		25.0%	33
- There are too many responses to display on this page and so all the responses to this question are available on a separate page.			

<b>13. In terms of emissions, what band is your car?</b>			
My car was registered before March 2001:		10.6%	13
Band A -- £0 pa - less than 100 g/km:		3.3%	4
Band B - £20 pa -- 101-110 g/km:		11.4%	14
Band C - £30 pa -- 111-120 g/km:		14.6%	18
Band D - £100 pa -- 121--130 g/km:		17.1%	21
Band E - £120 pa -- 131 -140 g/km:		21.1%	26
Band F - £135 pa -- 141-150 g/km:		8.1%	10
Band G - £170 pa -- 151-165 g/km:		7.3%	9
Band H - £195 pa -- 166-175 g/km:		0.8%	1
Band I - £215 pa -- 176 -- 185 g/km:		0.8%	1
Band J - £250 pa -- 186-200 g/km:		1.6%	2
Band K - £270 pa -- 201 -- 225 g/km:		0.8%	1
Band L - £460 pa -- 226 -255 g/km:		0.0%	0
Band M -- £475 pa -- Over 225 g/km:		2.4%	3



<b>14. What measures would encourage you to leave your car at home i.e. not bring a car to University</b>			
A direct connection from Leuchars station to St Andrews:		n/a	27
Improved train service to / from St Andrews e.g. increased frequency, cheaper tickets:		n/a	36
Improved bus services to / from / around St Andrews:		n/a	23
Improved facilities for			

cyclists e.g. covered cycle racks, cycle paths:		n/a	13
A free shuttle bus between University sites:		n/a	24
Parking charges at University car parks:		n/a	3
Additional parking charges on public roads:		n/a	6
No measures would encourage me to leave my car at home:		n/a	68
Other ( <i>please specify</i> ):		n/a	22
- There are too many responses to display on this page and so all the responses to this question are available on a separate page.			

## Section C - About cycling

<b>15.</b> Which of the following changes would most encourage you to use a bicycle at University? (If you already cycle, which changes would you most like to see?)			
Improved / more cycle paths:		n/a	849
Improved covered cycle racks at main teaching buildings:		n/a	501
Improved covered cycle racks at Residence:		n/a	238
Opportunity to buy a bicycle at a discount:		n/a	721
Improved security e.g. lighting around buildings:		n/a	262
Cycling lessons:		n/a	65
No changes would encourage me (please state why in the box below):		n/a	239
Other ( <i>please specify</i> ):		n/a	279
- There are too many responses to display on this page and so all the responses to this question are available on a separate page.			

## Section D - About travel by bus









<b>16.</b> Do you regularly use a bus service in St Andrews?			
No I rarely / never use the bus in St Andrews:		46.2%	688
No, but I do take the bus to access the train station:		44.7%	665
Yes, I use a bus at			

least once a week:		9.1%	136
--------------------	--	------	-----

**16.a.** Please state the bus numbers:

- There are too many responses to display on this page and so all the responses to this question are available on a separate page.






**17.** Which of the following changes would most encourage you to use the bus for journeys in and around St Andrews (If you already travel by bus, which changes would you most like to see?)

More direct bus routes:		n/a	414
More frequent bus services:		n/a	415
Further discounted tickets / passes:		n/a	824
Cleaner and more comfortable buses:		n/a	91
More reliable services:		n/a	157
More timetable and route information:		n/a	421
No changes would encourage me (please state why in the box below):		n/a	336
Other (please specify):		n/a	303

- There are too many responses to display on this page and so all the responses to this question are available on a separate page.






## Section E - About you

**18.** What year are you in at University?

First:		38.5%	580
Second:		20.4%	307
Third:		18.7%	281
Fourth:		15.5%	234
Other (please specify):		6.9%	104

- There are too many responses to display on this page and so all the responses to this question are available on a separate page.



**19.** What category of student are you?

Full-time undergraduate student:		87.1%	1316
Full-time postgraduate student:		10.3%	156
Part-time undergraduate student:		0.7%	11
Part-time postgraduate student:		0.2%	3
Other (please specify):		1.7%	25



- There are too many responses to display on this page and so all the responses to this question are available on a separate page.

**20. What gender are you?**

Male:		35.7%	539
Female:		64.3%	972

## Section F - Any other comments and prize draw

**21. Do you have any other comments?**

- There are too many responses to display on this page and so all the responses to this question are available on a separate page.

**22. If you wish to be entered in the prize draw, please provide your email address**

- There are too many responses to display on this page and so all the responses to this question are available on a separate page.