



Website Design Style Guide

1	Baseline browsers	3
2	Introduction to page layouts	4
2.1	Homepage templates	5
2.2	External templates	6
2.3	Internal templates	7
3.1	Crest and section colours	8
3.2	Background and text colours	9
4.1	Fonts	10
4.2	Fonts – Example text	11
5	Image sizes	12

1 Baseline browsers

This website style has been designed to work with the following browsers:

Windows

- Internet Explorer 6
- Internet Explorer 7
- Mozilla Firefox 2.0

MacOS

- Mozilla Firefox 2.0
- Opera 9
- Safari 2.x

Linux

- Konqueror 2.x
- Mozilla Firefox 2.0
- Opera 9

Older browsers, such as Internet Explorer 5.x, may not display exactly as expected but should fail gracefully and still remain largely usable.

2 Introduction to page layouts

The page layouts (styles) have been designed with flexibility and economy of code in mind.

Global

There is one global stylesheet (“`style.css`”) which sets up the basic page layout and typography.

External

There are really only two HTML coded page for the external pages. The “`external.css`” file sets up external-specific page layout details (e.g. position of global tools in the header, menu colour and height, submenu width).

1. The external homepage (“`index.html`”). The “`homepage.css`” file controls homepage layout elements.
2. Internal content pages (“`external.html`”) to which different CSS files can be applied to it (“`external_2a.css`”, “`external_2b.css`”, “`external_3.css`” or “`external_4.css`”) to change the page layout. So, for example, to create “Internal Style 2b” use the `external.html` code but apply the `external_2b.css` page-structure CSS file; the `external.css` file is imported by each of these `external_x.css` files. Each section (Prospective Students, Alumni, Parents, etc.) has its own stylesheet (e.g. `s_prospective.css`, `s_alumni.css`, `s_parents.css`, etc.), which simply applies the correct colour to the `#submenu` in the left-hand sidebar.

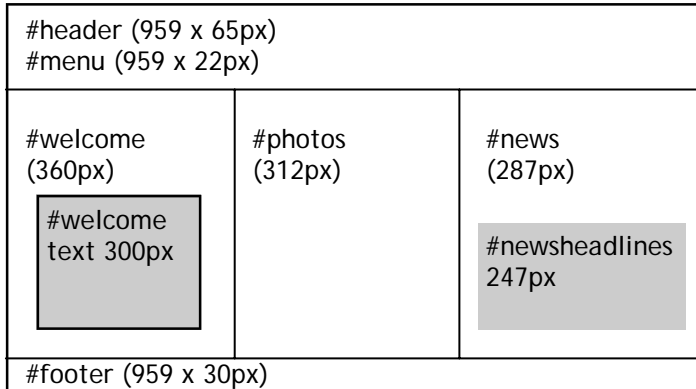
Internal

Similarly there are really only four HTML coded page for the internal pages (two each for staff and students). The “`internal.css`” file sets up internal-specific page layout details (e.g. header, menu and submenu elements).

1. The internal homepages (“`staff_index.html`” and “`students_index.html`”). The “`internal_home.css`” file controls internal homepage layout elements common to both staff and students’ homepages. The “`current_staff.css`” and “`current_students.css`” control placement of global tools, colours, etc.
2. Internal content pages (“`staff_pages.html`” and “`students_pages.html`”) to which different CSS files can be applied to it (`internal_2a.css`, `internal_2b.css`, `internal_3.css` or `internal_4.css`) to change the page layout, similar to the external pages. The “`internal.css`” file is imported by these `internal_x.css` files.

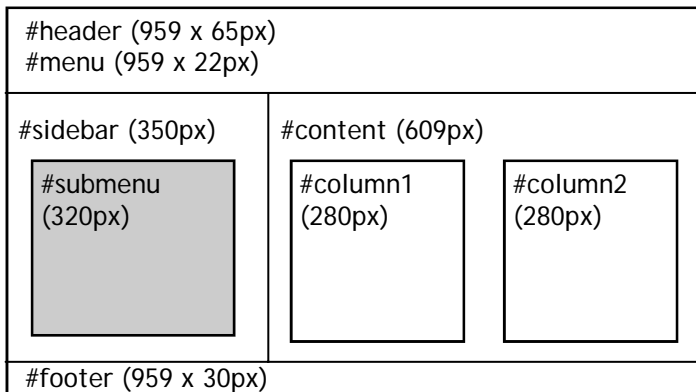
2.1 Homepage templates

Width dimensions shown include width, padding and margins.



EXTERNAL HOME

style.css
homepage.css

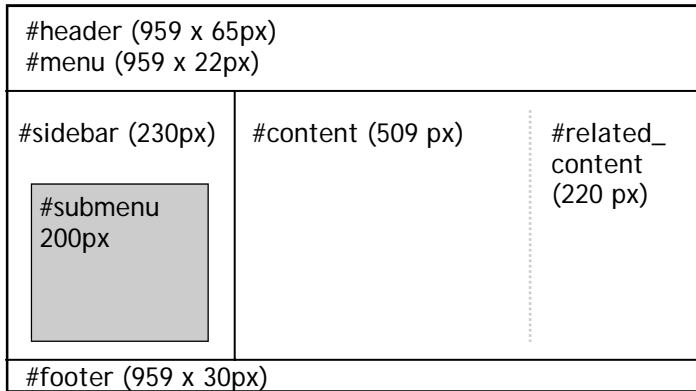


INTERNAL HOME

style.css
current_staff.css / current_students.css
internal_home.css

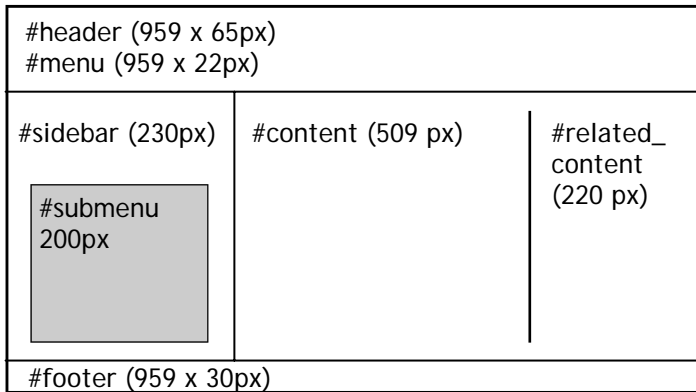
2.2 External templates

Width dimensions shown include width, padding and margins.



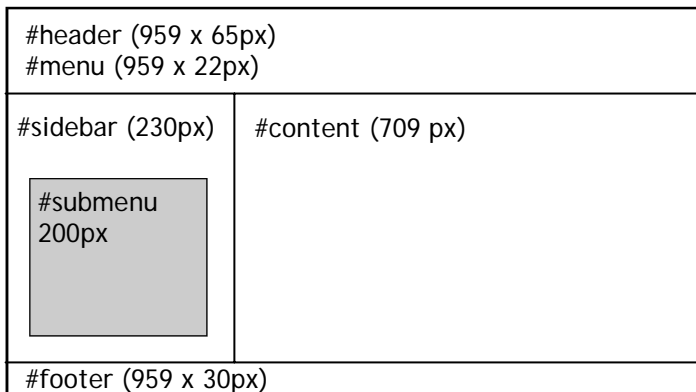
EXTERNAL STYLE 2A

style.css
external_2a.css (@imports: external.css)
(s_[section].css)



EXTERNAL STYLE 2B

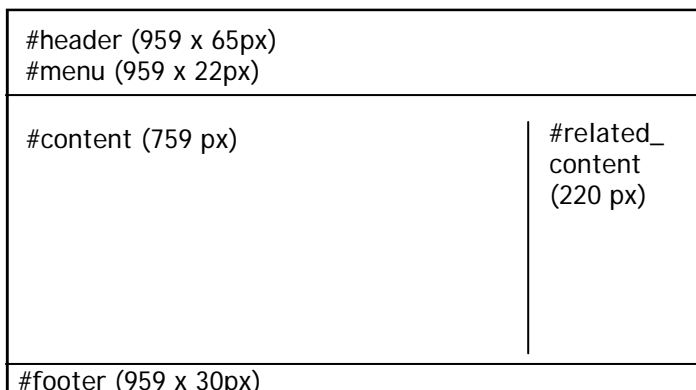
style.css
external_2b.css (@imports: external.css)
(s_[section].css)



EXTERNAL STYLE 3

style.css
external_3.css (@imports: external.css)
(s_[section].css)

[e.g. maps]



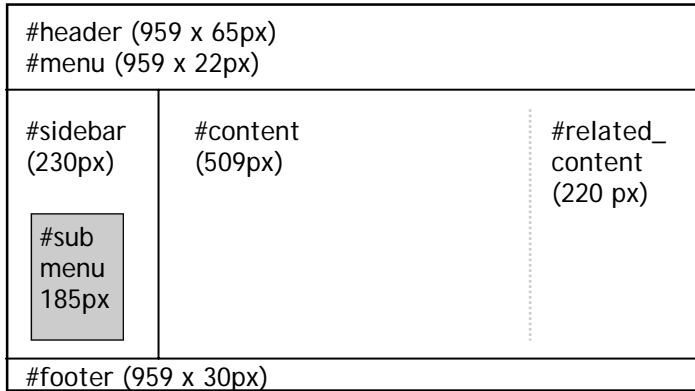
EXTERNAL STYLE 4

style.css
external_4.css (@imports: external.css)
(s_[section].css)

[e.g. contacts]

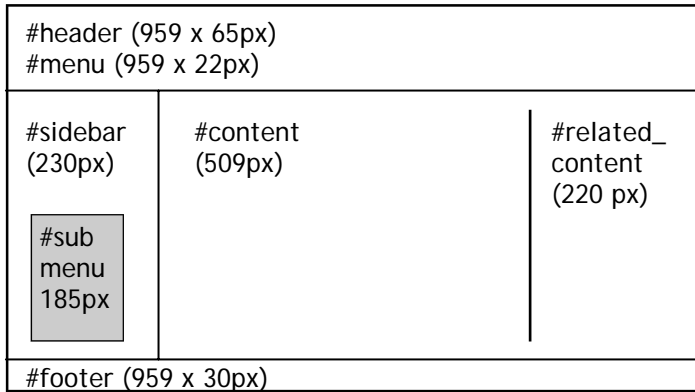
2.3 Internal templates

Width dimensions shown include width, padding and margins.



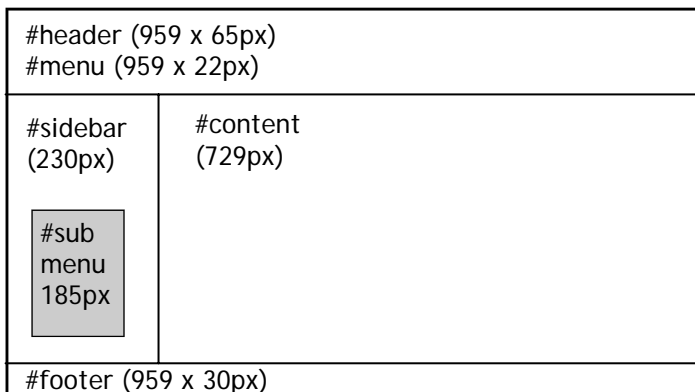
INTERNAL STYLE 2A

style.css
internal_2a.css (@imports: internal.css)
current_staff.css / current_students.css



INTERNAL STYLE 2B


style.css
internal_2b.css (@imports: internal.css)
current_staff.css / current_students.css



INTERNAL STYLE 3

style.css
internal_3.css (@imports: internal.css)
current_staff.css / current_students.css

[e.g. Maps, IT screenshots]



INTERNAL STYLE 4

style.css
internal_4.css (@imports: internal.css)
current_staff.css / current_students.css

[e.g. Contacts]

3.1 Crest and section colours

Crest colours




Crest Blue
00 52 9b
0, 82, 155

Crest
URL Link text



Crest Red
ed 1b 34
237, 27, 52

Crest



Crest Yellow
ff f2 00
255, 242, 0


Crest

Homepage background crest colours




Muted Blue
d0 d9 de
208, 217, 222

Background crest



Muted Red
e1 d3 d6
225, 211, 214


Background crest



Muted Yellow
dd e0 d2
221, 224, 210

Background crest

External



Blue Nowhere
a7 b0 c9
167, 176, 201

Administration A-Z
Subjects
Research
Library



Red Special
b8 aa aa
184, 170, 170

About the Univ.
News and Events
Visiting



Library Anti-Green
b0 c9 a7
176, 201, 167

Prospect. Students
Parents
Alumni
Current Staff



Stone Sour
b9 b8 ab
185, 184, 171

Employ-ment/-ers
Maps
Contacts
Current Students

Internal




Staff Blue
48 95 d9
72, 149, 217

Current Staff label



Staff Tool Blue
88 b3 d9
136, 179, 217

Current Staff
global tools bar



Student Red
b7 01 00
183, 1, 0

Current Students label




Student Tool Red
dd 01 00
221, 1, 0

Current Students
global tools bar


3.2 Background and text colours

Background colours



Greyhavens
e8 e7 e2
232, 231, 226

Body background



Warm Grey
f1 f1 ee
241, 241, 238

Sidebar background



Gandalf the Grey
61 61 61
97, 97, 97

Gradient (From this to Greyhavens)

Text colours



Black
00 00 00
0, 0, 0

Content text



Dark Grey
5f 5f 5f
95, 95, 95

Headings
"View all" links
a:visited
#sidebar link border-left



Mid Grey
c0 c0 c0
192, 192, 192

Abbr and Acronym
underscores




Crest Blue
00 52 9b
0, 82, 155

Links
Homepage news
headlines
Homepage H2



Muted Blue
d0 d9 de
208, 217, 222

H1 a: hover/active



White
ff ff ff
255, 255, 255

Header text
Menu text
Footer text
Menu hover/active
Sidebar links

Headings	“Book Antiqua”, Georgia, Times, serif;
Navigation	Arial, Helvetica, sans-serif;
Content	Verdana, Arial, Helvetica, sans-serif;

4.1 Fonts

Note: Details in (parenthesis) indicate that this value is inherited.

Template	Page Location	HTML element	Font-family	Font-size	Weight
style.css					
Global	body	body	Verdana	62.5%	Normal
Global	#menu	a	Arial	1.2em	Normal
Global	#content	ALL	(Verdana)	1.2em	(Normal)
Global	#sidebar	a	Arial	1.2em	Bold
Global	#related_content	a	Arial	1.2em	Normal
Global	#footer	p	Arial	1.2em	(Normal)
Global	ALL	h1, h2, h3, h4, h5, h6	Book Antiqua	-	Bold
Global	#header	h1	(Book Antiqua)	-	Normal
Global	#content	h2	(Book Antiqua)	1.6em	(Bold)
Global	#content	h3	(Book Antiqua)	1.4em	(Bold)
Global	#content	h4, h5, h6*	(Book Antiqua)	1.2em	(Bold) *Italic
Global	#sidebar	h3	(Book Antiqua)	1.4em	(Bold)
Global	#related_content	h3	(Book Antiqua)	1.2em	(Bold)
Global	ALL	code, kbd, pre, samp, tt	Courier New	1.2em	(Normal)
homepage.css					
Ext Home	#welcometext	h2	Book Antiqua	2.4em	Normal
Ext Home	#welcometext	h3	Verdana	1.4em	Bold
Ext Home	#welcometext	p	Verdana	1.4em	Normal
Ext Home	#internal_links	a	Arial	0.9em	Bold
Ext Home	#photo_of_the_week	p	Verdana	1.1em	Bold
Ext Home	#news	h3	Book Antiqua	1.8em	Bold
Ext Home	#newsheadlines	p	Verdana	1.2em	Normal
external.css					
External	#header	h1	(Book Antiqua)	3.6em	Normal
internal.css					
Internal	#header	h1	(Book Antiqua)	2.6em	Normal
	#menu	h1	(Book Antiqua)	2em	Normal

4.2 Fonts – Example text

Heading H3

Lorem ipsum dolor sit amet, consectetur adipiscing elit. Fusce vitae felis sed dolor suscipit rhoncus. Donec at augue non nisl adipiscing viverra. Suspendisse potenti. Aenean nunc pede, viverra eget, varius a, nonummy aliquam, ante. Praesent bibendum.

ABBR and ACRONYM

ADDRESS:

Business Improvements
Butts Wynd Building
St Andrews
Fife KY16 9AL

Sed venenatis mi eget dolor. Suspendisse potenti. Mauris et justo. Praesent enim mauris,.

www.poetryhouse.org/events.html

BLOCKQUOTE: Sed venenatis mi eget dolor. Suspendisse potenti. Mauris et justo. Praesent enim mauris, suscipit et, lobortis in, dignissim ut, ipsum. Praesent interdum nisi nec augue. Suspendisse justo. Donec quis erat dictum eros sodales molestie. Donec ultricies lectus eget ante. Fusce eget est. Integer et dui bibendum ligula feugiat scelerisque. Donec pede enim, gravida eget, vestibulum a, consequat a, leo.

CODE and KBD keyboard input, PRE-formated text and SAMPlE code and TeleType and VARiable code.

~~This is deleted text~~ and *this is inserted text*

This is an EM italic line.

- Lorem ipsum
- dolor sit amet
- Sed venenatis
- Flavia lacramabat sub arbore

1. Lorem ipsum
2. dolor sit amet
3. Sed venenatis
4. Flavia lacramabat sub arbore

Sub text and ^{Super text}.

H4 heading

Sed malesuada convallis arcu. Aliquam congue lacus et eros.

H5 heading

Fusce vitae felis sed dolor suscipit rhoncus. Donec at augue non nisl adipiscing viverra.

H6 heading

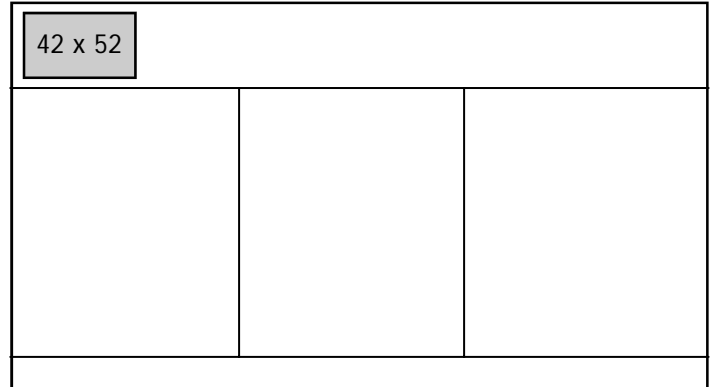
Lorem ipsum dolor sit amet, consectetur adipiscing elit. Fusce vitae felis sed dol

5 Image sizes

All dimensions are in pixels. Widths are the most important values; height sizes in (parentheses) are variable.

ALL PAGES

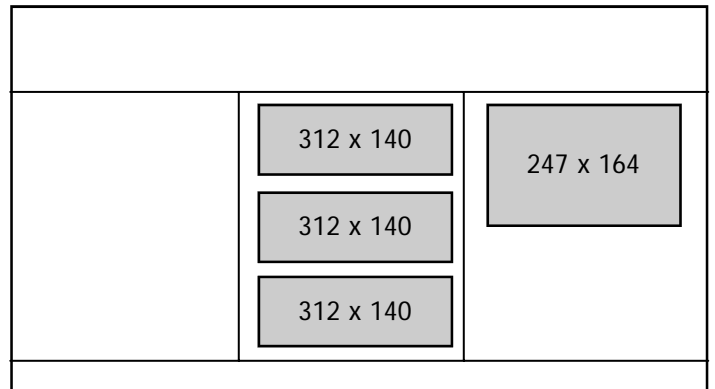
#crest fixed 42 x 52 pixels



EXTERNAL HOME

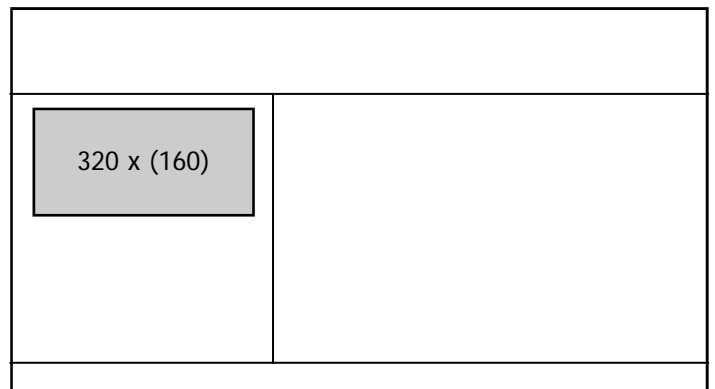
#photos (x 3) variable 312 x 140 pixels

#photo_of_the_week 1.5 ratio 247 x 164 pixels



INTERNAL HOME

#sidebar widescreen 320 x (160) pixels
 1.5 ratio 320 x (213) pixels



EXTERNAL / INTERNAL PAGES

#sidebar_image 112 x height pixels

#content Large 1.5 ratio 479 x (319) pixels
 Small 1.5 ratio 250 x (166) pixels

